

orders@newtech.co.nz | Phone: 0800 728 662 | www.newtech.co.nz

<b>Store:</b>	<b>Purchase Order No:</b>
<b>Store Contact Name:</b>	<b>Date:</b>
<b>Customer Name:</b>	<b>Customer Signature:</b>

*By signing this you agree that the measurements provided are correct for your laundry space*

Order Boulevard
  Request for Quotation
  Quote reference if applicable to this order \_\_\_\_\_

### Wall Hung Vanity Cabinet Size

<input type="checkbox"/> 400 1 Door Left Offset	<input type="checkbox"/> 400 1 Door Right Offset
<input type="checkbox"/> 500 1 Door Left Offset	<input type="checkbox"/> 500 1 Door Right Offset
<input type="checkbox"/> 550 1 Door Left Offset	<input type="checkbox"/> 550 1 Door Right Offset

### Double Tier Wall Hung Cabinet Size

<input type="checkbox"/> 400 1 Door Left Offset	<input type="checkbox"/> 400 1 Door Right Offset
<input type="checkbox"/> 500 1 Door Left Offset	<input type="checkbox"/> 500 1 Door Right Offset
<input type="checkbox"/> 550 1 Door Left Offset	<input type="checkbox"/> 550 1 Door Right Offset

### Floorstanding Tier Cabinet Size

<input type="checkbox"/> 400 1 Door Left Offset	<input type="checkbox"/> 400 1 Door Right Offset
<input type="checkbox"/> 500 1 Door Left Offset	<input type="checkbox"/> 500 1 Door Right Offset
<input type="checkbox"/> 550 1 Door Left Offset	<input type="checkbox"/> 550 1 Door Right Offset

### Cabinet Style

Push-to-Open
  Handles

### Colour

<input type="checkbox"/> <b>Riveria Oak</b> Code: RK	
<input type="checkbox"/> <b>Meadow Oak</b> Code: MO	
<input type="checkbox"/> <b>Swiss Oak</b> Code: SI	
<input type="checkbox"/> <b>Canyon Oak</b> Code: CY	
<input type="checkbox"/> <b>Smokey Oak</b> Code: SA	
<input type="checkbox"/> <b>Dark Oak</b> Code: DO	

### Colour

<input type="checkbox"/> <b>Matte White</b> Code: IMW	
<input type="checkbox"/> <b>Anthracite</b> Code: IBUL	

### Basin Options

<input type="checkbox"/> <b>Stonecast Gloss White</b> Code: GW 	<input type="checkbox"/> <b>Stonecast Matte White</b> Code: MW 
---	---


*Please ensure your purchase order is correct before ordering. The Boulevard range is custom painted per order therefore they are non-returnable unless an error has occurred on Newtech's part.*

**Head Office & Dispatch Warehouse:** 30 Mill Road, Whanganui  
 Phone: 06 349 0194 or 0800 728 662 Email: sales@newtech.co.nz

**Auckland Concept Showroom:** 525 Great South Road, Penrose, Auckland  
 Phone: 09 930 6200 Email: aucklandshowroom@newtech.co.nz

**550mm Basin Accessory Options — Toilet Roll Holder Options (Upgrade for +\$49)**

**Chrome**  
Code: A  
Standard




**Brushed Nickel**  
Code: ANK



**Matte White**  
Code: AMW



**Matte Black**  
Code: AMB




**Gunmetal**  
Code: AGM



**Brushed Brass**  
Code: ABB



**Brushed Copper**  
Code: ACP



**550mm Basin Accessory Options — Towel Rail Options (Upgrade for +\$49)**

**Chrome**  
Code: B  
Standard



**Brushed Nickel**  
Code: BNK



**Matte White**  
Code: BMW



**Matte Black**  
Code: BMB



**Gunmetal**  
Code: BGM



**Brushed Brass**  
Code: BBB



**Brushed Copper**  
Code: BCP



**Notes:**

---



---



---



---



---



---

Please ensure your purchase order is correct before ordering. The Boulevard range is custom painted per order therefore they are non-returnable unless an error has occurred on Newtech's part.

**Head Office & Dispatch Warehouse:** 30 Mill Road, Whanganui  
Phone: 06 349 0194 or 0800 728 662 Email: sales@newtech.co.nz

**Auckland Concept Showroom:** 525 Great South Road, Penrose, Auckland  
Phone: 09 930 6200 Email: aucklandshowroom@newtech.co.nz