



## EVOKE TAPWARE RANGE

INSTALLATION, PRODUCT CARE & WARRANTY

Shower Rain Head (Ceiling Mount) - ET6128

Includes ET6125 & ET6129



## **Thank you for purchasing Newtech Tapware.**

Your Newtech Tapware has been crafted using high quality durable stainless steel and will have a long lasting and productive life, provided it is used in accordance with manufacturers general conditions.

**Your Newtech Tapware must be installed by a registered plumber.**

### **CARE OF YOUR NEWTECH TAPWARE**

To clean, use water with a soft damp cloth. Any harsh scrubbing or scratching of the product surface is strictly prohibited, same to the use of any cleaning products which contain acid or any corrosive agents.

### **WARRANTY**

For all warranty information please refer to [www.newtech.co.nz/warranty](http://www.newtech.co.nz/warranty).

### **INSTALLATION**

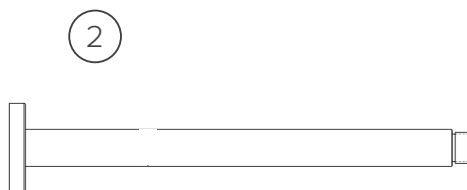
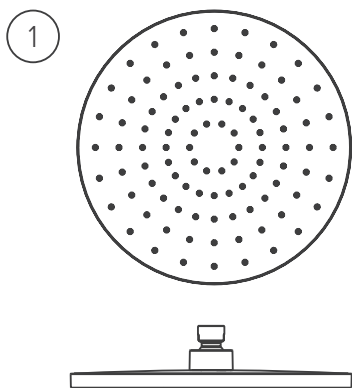
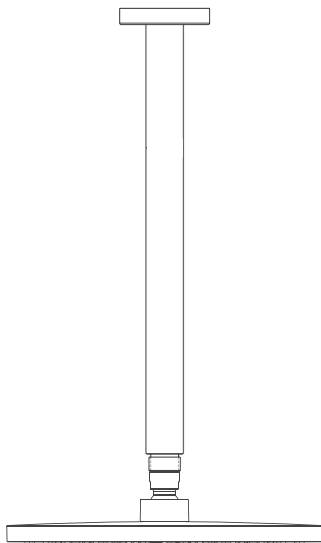
For pressure exceeding 5 bar/500kPa, install a pressure reducing valve. If a system is required to be pressure tested the water supply to the mixer must be capped off prior to testing. If a mixer has been subjected to pressures over 5 bar/500kPa then a new cartridge must be installed, at the installers/owners expense for warranty to be valid.

Thoroughly flush all pipes to eliminate any remaining dirt and residue and install inline filters and ensure water temperature does not exceed 65°C and pressure does not exceed 5 bar/500kPa. Turn off water supply before installation and check for leaks after every installation. Failure to do so may void warranty.

### **CONTACT US**

Phone 0800 728 662 Email [sales@newtech.co.nz](mailto:sales@newtech.co.nz)

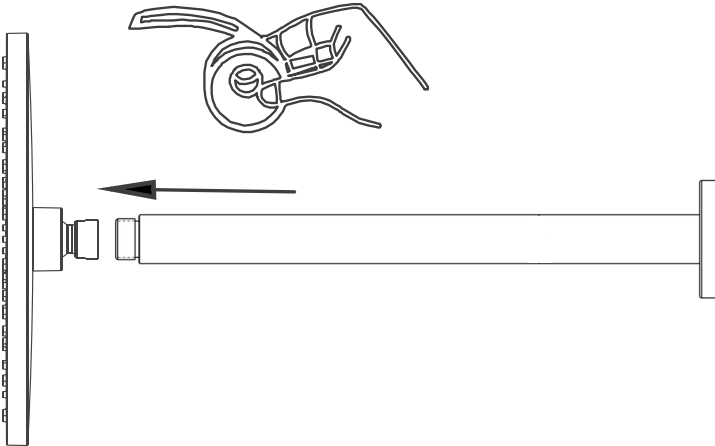
# INSTALLATION INSTRUCTIONS



No.	Part Name
1	Rain Head
2	Ceiling Mounted Fixing Pipe

# INSTALLATION INSTRUCTIONS

**IMPORTANT NOTE:** Before starting installation of your tap, turn off the water supply.



No.	Instruction
1	Install the backplate, ceiling mounted fixing pipe and rain head. Turn on mains supply and check for any leaks.

## TECHNICAL SPECIFICATIONS

### Suitable for Mains Pressure Only

Minimum Pressure = 150kPa

Maximum Operating Pressure = 500kPa (As per NZ Building Code AS/NZ 3500.1)

Maximum Operating Temperature = 65°C

**For Domestic use only**