

Acrylic Matte White Baths

Product Care Guide

Pre-installation Checks

- Unpack and inspect the item. Make sure that the item is correct and that no damage has occurred during transit. If you find any visible defects, do not proceed with installation. Instead, contact the retailer immediately. Any claims for damage after installation will not be accepted.
- Protect your bath. During and after installation, take steps to protect your bath from scratches, cracks, and other surface damage. Such damage is not covered by the warranty.
- Install in accordance with regulations. The installation must be in accordance with a applicable building regulations and local authority requirements.

Caring for Your Bath


- Once your bath has been installed, fill the bathtub with cold water to allow the bath to gradually adapt to the temperature.
- After using the bathtub, clean it with a soft cloth and warm, soapy water. This will remove any oil or soap and prevent tide marks from forming.
- Note: Epsom salts are safe to use in acrylic baths and will not cause any product defects. Ensure the bath is rinsed thoroughly with water after use.

Advice for Scratches & Stains

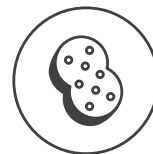
- Soap Residue/Everyday stains: Use gently liquid cleaner and soft sponge. Rinse with water and wipe dry.
- Liquid foundation: Spray with liquid cleaner and wipe immediately. Rinse with Water and wipe dry.
- Mascara: Spray with liquid cleaner and wipe immediately. Rinse with Water and wipe dry.
- Scratches can be removed with a fine polishing, such as Brasso.

Cleaning Advice


- Limescale: Spray the stained surface with liquid cleaner. Use the coarse side of the sponge to remove the stain. Rinse with water and wipe dry.
- Only use mild liquid detergents and warm, soapy water to clean the bathtub. Do not use powders, pastes, creams, chemicals, window cleaning sprays or abrasive cleaners.
- Cream cleaners can only be used to remove stubborn marks, but do so with caution as they may scratch the bath.



Dishwashing Sponge
(the soft side only)



Body Sponge



Soft Cloth



Soft Bristle Brush



Limescale and
Rust Remover
Ingredients: sulphamide
acid, phosphoric acid



Soft Bristle Brush
Ingredients: 5%
non-ionic surfactants
or vinegar-based liquid



Cream Cleaner
Ingredients: ground
calcium carbonate,
5% ionic surfactants



Powder Cleaner
Ingredients: ground
calcium carbonate