

# SPECIFICATION SHEET

## Vega Slim 900mm 2 Drawer Wall Hung Vanity

Newtech Code: 94730



### Features

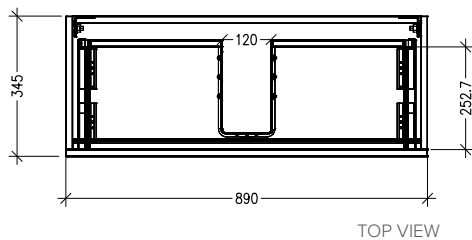
- 2-Drawer Wall Hung
- Full Extension Soft Close Drawers
- Negative detail finger pull with extrusion
- Laminate Woodgrain & Solid Colours on MR Board
- Slab Top Options:  
20mm Stonecast or Acrylic Surface Top
- Dimensions: H670 x W900 x D350

NOTE: Limited tap hole positions & vessel basin options.  
Vessel basins are purchased separately.

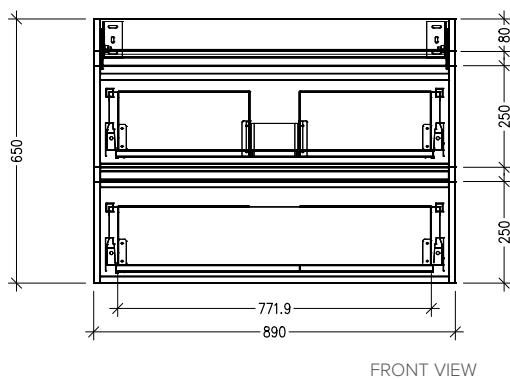
Note: When ordering add the slab top code to the cabinet code

### Technical Details

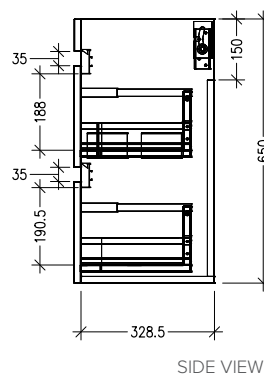
Note: All measurements shown are in millimetres. Sizes are nominal.



TOP VIEW



FRONT VIEW



SIDE VIEW

