

# SPECIFICATION SHEET

## Vega 900mm 2 Drawer Floor Vanity

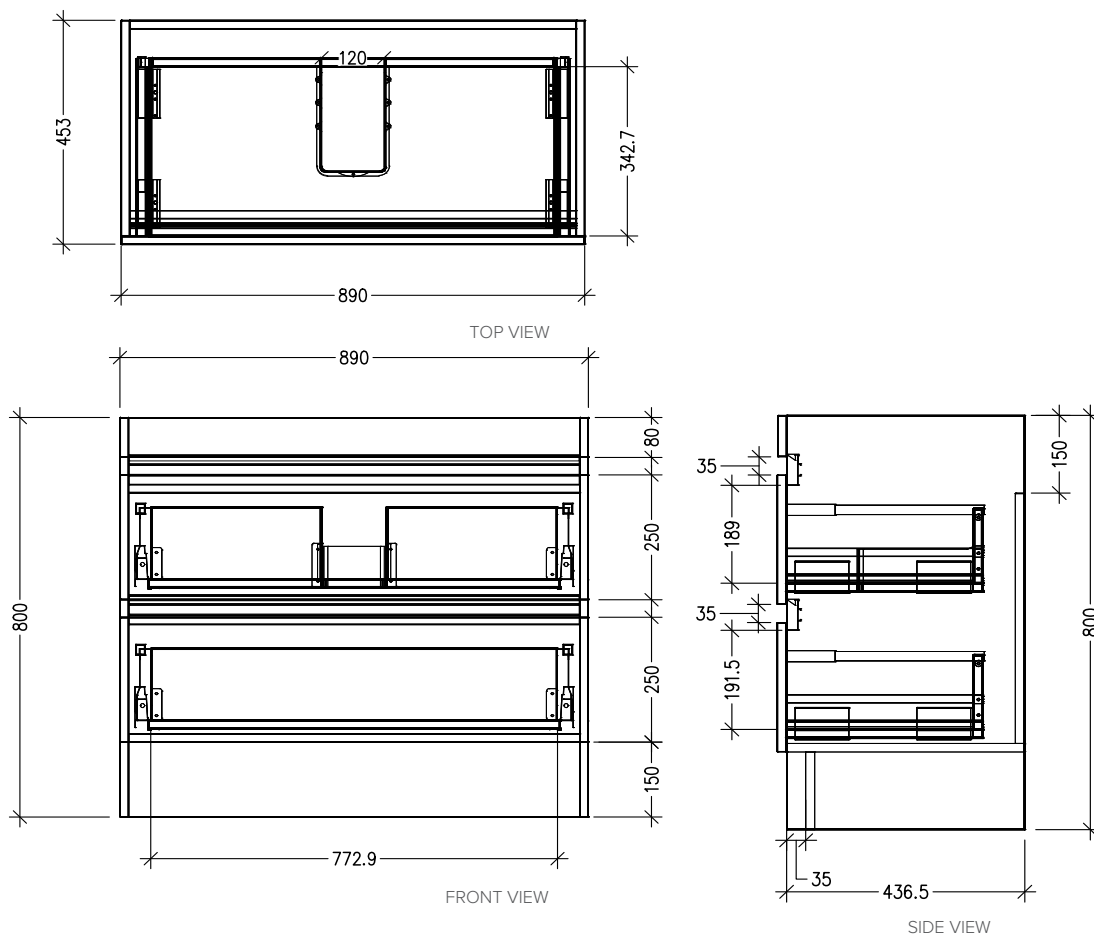


### Features

- Floorstanding
- Full Extension Soft Close Drawers
- Negative detail finger pull with extrusion
- Cabinet:  
Laminate Woodgrain &  
Solid Colours on MR Board
- A variety of slab top options available
- Dimensions: H820 x W900 x D465
- Floor plumbing provision has been allowed for with a 60mm space behind lower drawer. Note lower drawer DOES NOT have a plumbing cutout and is designed to offer full storage space.
- **Optional: Floor plumbing waste provision in bottom drawer [88515] - Additional cost applies**

*Note: Vessel basins are purchased separately.  
Visit [www.newtech.co.nz](http://www.newtech.co.nz) for full range of vessel basin options.*

### Technical Details

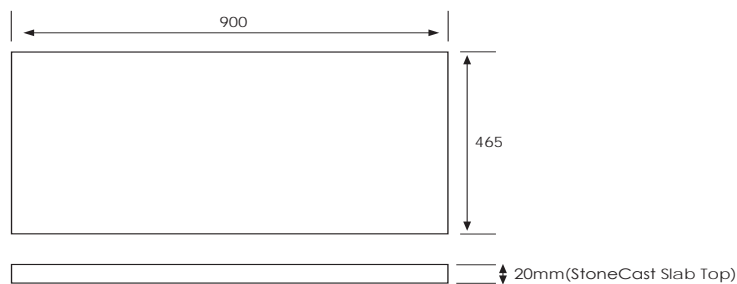
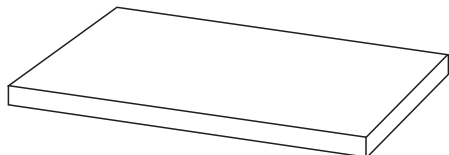


# SPECIFICATION SHEET

## Slab Top Options

### Slab Top 900

W900 x D465 x H20



Note: Refer to [www.newtech.co.nz](http://www.newtech.co.nz) for slab top options