

SPECIFICATION SHEET

Savanna 750mm Open Shelf Mirror Cabinet (2 Doors)

Code: 11704

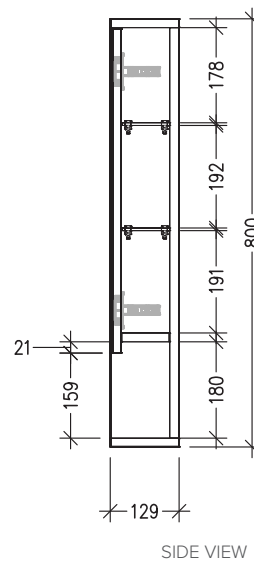
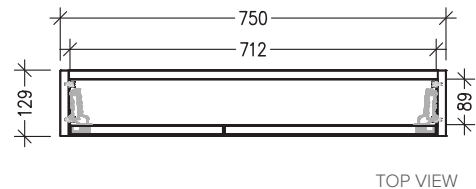
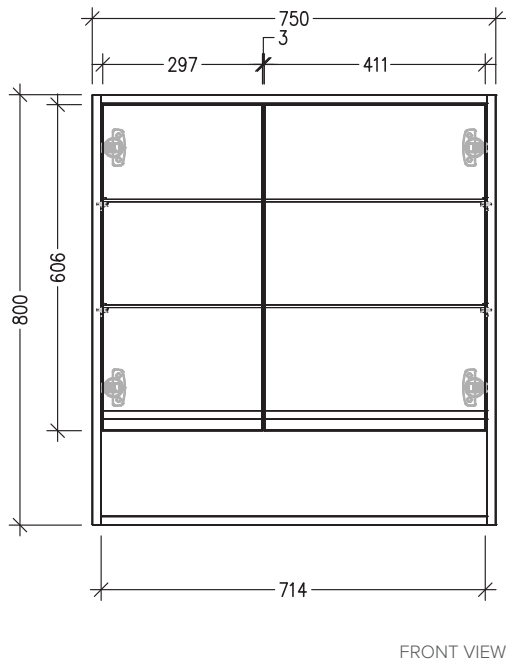


Features

- Mirror Cabinet
- Open Shelf
- 2 Doors
- Adjustable glass shelves
- Demister Available
- Able to be recessed into the wall
- Dimensions: H800 x W750 x D129
- Demister Cord Placement: The demister cord is designed to exit from the top of the door, based on the hinge configuration.
-Right-Hand Hinge Cord Exit: Top Right of the Door

Technical Details

Note: All measurements shown are in millimetres. Sizes are nominal.



Mirror Cabinet Demister Specification & Installation Instructions

Newtech recommends that a registered electrician install this product and that it is installed to the current wiring regulations and in particular to those regulations that include the installation of appliances and accessories in damp environments such as bathrooms. It must be installed in accordance with relevant Australian/New Zealand Standards (AS/NZS).

The Mirror Demister is designed to leave mirrors mist free and clear.
The mirror demister should be operated for a few minutes before turning on the shower or running a bath.

Sizing Guide

Mirror Size	Demister Size	Demister Required	Watts
450mm	310mm x 450mm	One	2.5W/dm ²
600mm	310mm x 450mm	One	2.5W/dm ²
750mm (Demister on Large Mirror Door)	310mm x 450mm	One	2.5W/dm ²
900mm (Demister on Centre Mirror Door)	310mm x 450mm	One	2.5W/dm ²
1200mm (Demister on Centre Mirror Door)	310mm x 450mm	One	2.5W/dm ²
1500mm (Demister on Centre Mirror Door)	310mm x 450mm	One	2.5W/dm ²
1800mm (Demister on Centre Mirror Door)	310mm x 450mm	One	2.5W/dm ²

INSTALLATION INSTRUCTIONS - WIRING INTO THE WALL

1. Mirror must be wired through a 230V isolation switch, either independently or combined with lighting.
2. Mirror is supplied with 600mm twin flex cable measured from outlet in mirror door.
3. Depending on mirror placement, the flex cable is located on bottom left for left hand hinged mirror doors and top right for right hand hinged mirror doors. For 450mm, 600mm and 750mm sized mirrors, the demister is located on the outside door and for the 900mm and 1200mm sized mirrors the demister is located on the middle door.

Note: Newtech fit the mirror demister for an additional charge when purchasing an Avon or Kolum Mirror cabinet, and must be ordered at time of purchase.

IMPORTANT: Please note a registered electrician is required to complete all wiring installation and connections. It is recommended the mirror is wired through an RCD (Residual-current device).