

# SPECIFICATION SHEET

## Sahara Luxe 900mm 2 Drawers Left Hand Offset Basin Wall Vanity

Code: 10282L



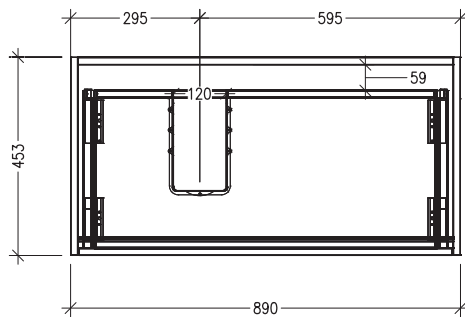
### Features

- 2 Drawers Double Tier Wall Hung
- Cabinet with Extrusion
- Left Hand Offset Basin with Slab Top
- Melamine laminate on moisture resistant board
- Dimensions: H650 x W900 x D453
- Designed & Assembled in NZ

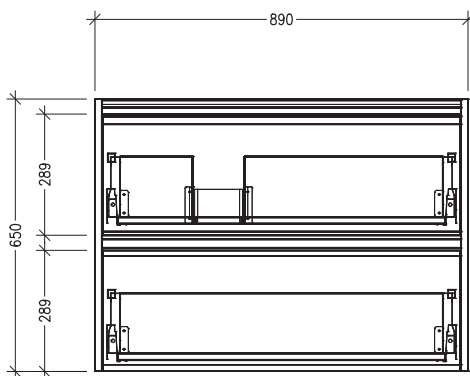

*Note: Vessel basins are purchased separately.  
Visit [www.newtech.co.nz](http://www.newtech.co.nz) for the full range of vessel basin options.*

### Technical Details

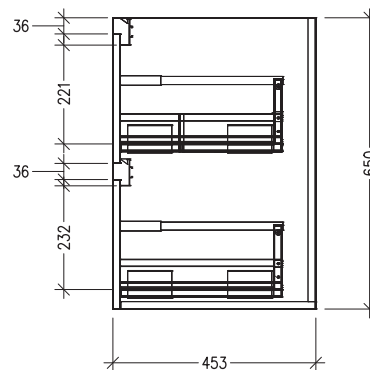
Note: All measurements shown are in millimetres. Sizes are nominal.



TOP VIEW



FRONT VIEW



SIDE VIEW

# SPECIFICATION SHEET

## Sahara Luxe 900mm 2 Drawers Left Hand Offset Basin Wall Vanity

Code: 10282L



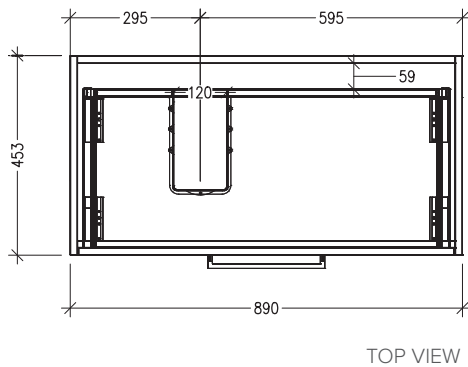
### Features

- 2 Drawers Double Tier Wall Hung
- Cabinet with Handle
- Left Hand Offset Basin with Slab Top
- Melamine laminate on moisture resistant board
- Dimensions: H650 x W900 x D453
- Designed & Assembled in NZ

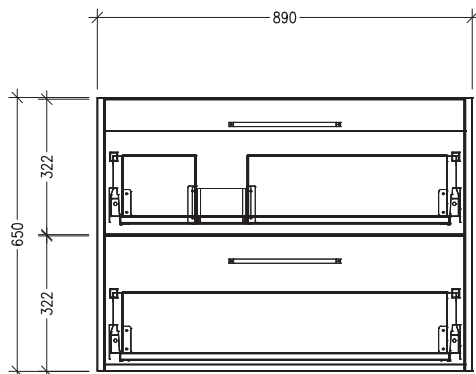
*Note: Vessel basins are purchased separately.  
Visit [www.newtech.co.nz](http://www.newtech.co.nz) for the full range of vessel basin options.*

### Technical Details

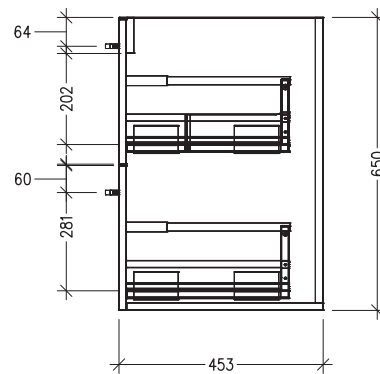
Note: All measurements shown are in millimetres. Sizes are nominal.



TOP VIEW



FRONT VIEW



SIDE VIEW

# SPECIFICATION SHEET

## Sahara Luxe 900mm 2 Drawers Left Hand Offset Basin Wall Vanity

Code: 10282L



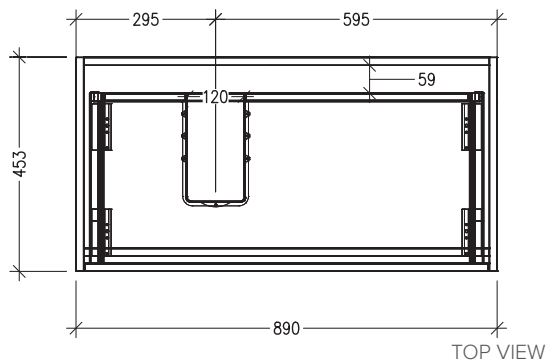
### Features

- 2 Drawers Double Tier Wall Hung
- Cabinet with Negative Timber Detail
- Left Hand Offset Basin with Slab Top
- Melamine laminate on moisture resistant board
- Dimensions: H650 x W900 x D453
- Designed & Assembled in NZ

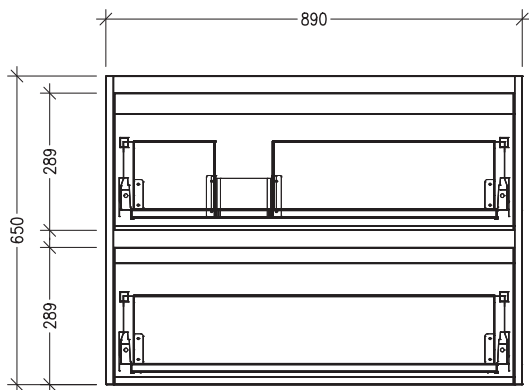

*Note: Vessel basins are purchased separately.  
Visit [www.newtech.co.nz](http://www.newtech.co.nz) for the full range of vessel basin options.*

### Technical Details

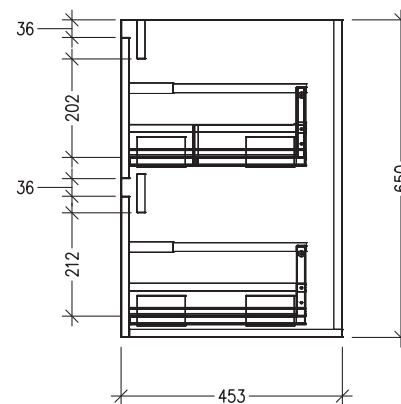
Note: All measurements shown are in millimetres. Sizes are nominal.



TOP VIEW



FRONT VIEW



SIDE VIEW