

# SPECIFICATION SHEET

## NOVA CURVED HEATED TOWEL BAR

CODE: SR200



### Features

- Square Curved Heated Towel Bar
- 16W
- 201 Grade Stainless Steel
- Right hand concealed wiring
- Wiring kits included
- Dimensions: W700 X D100
- Bar Thickness: 40mm

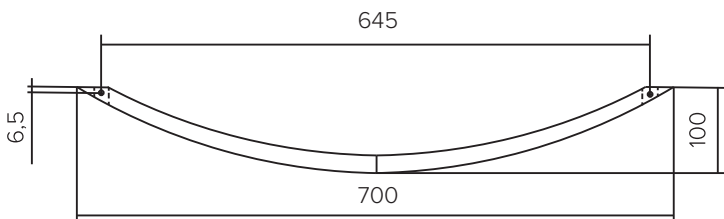
*\*12V Transformer is required for installation*

Transformer options: LT050 (20-70 watts)  
LT051 (31-105 watts)

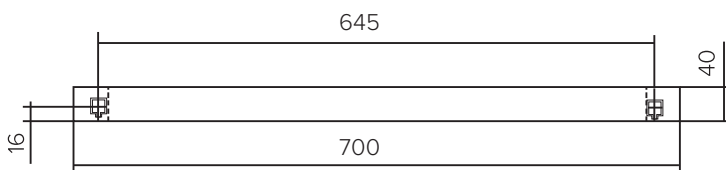
Installation: In wall pre-wiring and solid timber internal wall fixing is required prior to installation. Recommended for mounting on hard surfaces, such as tile walls.

### Technical Details

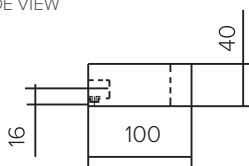
TOP VIEW



BACK VIEW



SIDE VIEW



Note: All measurements shown are in millimetres. Sizes are nominal.



Newtech heated towel rails are designed for NZ bathrooms. These are tested to ensure they meet the high product standards set by Australia and New Zealand AS/NZS 60335.



Our 10 years warranty offers our customers peace of mind knowing our products are free of defects, both in materials and workmanship. Colour finishes - Matte Black & Gunmetal 5 Year warranty.



Our Newtech freedom range of heated towel rails come with a 12V rating for use in Zone 1. This allows you to position your towel rail almost anywhere in your bathroom.



The installation of your towel rail must be performed by a registered electrician. Installation is to comply with AS/NZS 60335 Safety Standards.



Can be used in conjunction with a timer.



Manufactured from high quality durable stainless steel.