

SPECIFICATION SHEET

EVOKE SL125 HEATED TOWEL RAIL

CODE: SL125




Features

- 68W, IP45, 230-240V
- 201 Grade Stainless Steel
- Polished Stainless Steel
- Multi-connect Wiring Options
- Wiring kits included
- Dimensions: H530 X W800 X D122


Technical Details

Note: All measurements shown are in millimetres. Sizes are nominal.

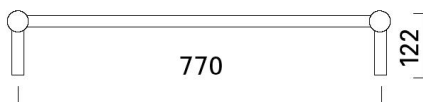
FRONT VIEW




SIDE VIEW



TOP VIEW



12mm Drill Hole required
for Concealed Wiring



Newtech heated towel rails are designed for NZ bathrooms. These are tested to ensure they meet the high product standards set by Australia and New Zealand AS/NZS 60335.



Our 10 year warranty offers our customers peace of mind knowing our products are free of defects, both in materials and workmanship.



Our Newtech range of heated towel rails come with a IP45 rating for use in Zone 2. This allows you to position your towel rail almost anywhere in the bathroom.



Our Evoke electrical connections are multi-connect wiring, concealed or exposed.



The installation of your towel rail must be performed by a registered electrician. Installation is to comply with AS/NZS 60335 Safety Standards.



Can be used in conjunction with a timer.



Manufactured from high quality durable stainless steel.