

Velora Order Form

sales@newtech.co.nz | Phone: 0800 728 662 | www.newtech.co.nz

Store:

Purchase Order No:

Store Contact Name:

Date:

Pick Your Size:

- 500 600 750
 900 900 Offset Left 900 Offset Right
 1200 1200 Offset Left 1200 Offset Right 1200 Double






Pick Your Cabinet Colour:

- | | |
|--|--|
| <input type="checkbox"/> Alaskan
Code: ALS | <input type="checkbox"/> Vintage Ash
Code: VTA |
| <input type="checkbox"/> Planked Urban Oak
Code: PUO | <input type="checkbox"/> Possum
Code: PSM |
| <input type="checkbox"/> Southern Oak
Code: STH | <input type="checkbox"/> Bayleaf
Code: BYL |
| <input type="checkbox"/> Charred Oak
Code: CHO | <input type="checkbox"/> Bullet
Code: BUL |
| <input type="checkbox"/> Borders Oak
Code: BOK | <input type="checkbox"/> Char Blue
Code: CBL |
| <input type="checkbox"/> Burnished Wood
Code: BUW | <input type="checkbox"/> Dawn Grey
Code: DGY |
| <input type="checkbox"/> Fumed Oak
Code: FUM | <input type="checkbox"/> Green Slate
Code: GRS |
| <input type="checkbox"/> Charred Walnut
Code: CHW | <input type="checkbox"/> Spinifex
Code: SPX |
| <input type="checkbox"/> French Oak
Code: FRO | <input type="checkbox"/> Gloss White
Code: GW |

Pick Your Configuration:

- Single Tier Double Tier Floorstanding

Basin Options

- | | |
|--|--|
| <input type="checkbox"/> Via Basin
Standard
Code: VIA
 | <input type="checkbox"/> Via Basin - Matte White
<small>Upgrade cost applies</small>
Code: VIAMW
 |
| <input type="checkbox"/> Ponti Basin
Standard
Code: PO
<small>Excludes 900 & 1200 Offset Sizes</small>
 | <input type="checkbox"/> Via Basin - No Tap Hole
<small>Upgrade cost applies</small>
Code: VIAMW-NTH
 |
| <input type="checkbox"/> Clasico Basin
Standard
Code: VC
<small>Excludes 900 & 1200 Offset Sizes</small>
 | |

Junior Basin

- 500 Basin**
Standard - StoneCast


Cosmetic Drawer - Excludes 600 Vanity

Upgrade cost applies

- COSL**
Left Side **COSR**
Right Side

Velora Order Form

sales@newtech.co.nz | Phone: 0800 728 662 | www.newtech.co.nz

Pick Your Handle:

Roma is Standard, all other handle options incur an additional cost



Chrome
STANDARD



Brushed Nickel
Code: ROMA-NK



Matte Black
Code: ROMA-MB



Matte White
Code: ROMA-MW



Gunmetal
Code: ROMA-GM



Brushed Brass
Code: ROMA-BB



Brushed Copper
Code: ROMA-CP

OR UPGRADE TO:



Chrome
Code: INDI-CH



Brushed Nickel
Code: INDI-NK



Matte Black
Code: INDI-MB



Matte White
Code: INDI-MW



Gunmetal
Code: INDI-GM



Brushed Brass
Code: INDI-BB



Brushed Copper
Code: INDI-CP



Chrome
Code: ARLO-CH



Brushed Nickel
Code: ARLO-NK



Matte Black
Code: ARLO-MB



Matte White
Code: ARLO-MW



Gunmetal
Code: ARLO-GM



Brushed Brass
Code: ARLO-BB



Brushed Copper
Code: ARLO-CP



Chrome
Code: PIXI-CH



Brushed Nickel
Code: PIXI-NK



Matte Black
Code: PIXI-MB



Matte White
Code: PIXI-MW



Gunmetal
Code: PIXI-GM



Brushed Brass
Code: PIXI-BB



Brushed Copper
Code: PIXI-CP



Chrome
Code: NERO-CH



Brushed Nickel
Code: NERO-NK



Matte Black
Code: NERO-MB



Matte White
Code: NERO-MW



Gunmetal
Code: NERO-GM



Brushed Brass
Code: NERO-BB



Brushed Copper
Code: NERO-CP