

# Vega Slim Order Form

sales@newtech.co.nz | Phone: 0800 728 662 | www.newtech.co.nz

Store:

Purchase Order No:

Store Contact Name:

Date:

## Pick Your Size:

- 750  
 900     900 Offset Left     900 Offset Right  
 1200     1200 Offset Left     1200 Offset Right     1200 Double






## Pick Your Cabinet Colour:

- |                                                                |                                                          |
|----------------------------------------------------------------|----------------------------------------------------------|
| <input type="checkbox"/> <b>Alaskan</b><br>Code: ALS           | <input type="checkbox"/> <b>Vintage Ash</b><br>Code: VTA |
| <input type="checkbox"/> <b>Planked Urban Oak</b><br>Code: PUO | <input type="checkbox"/> <b>Possum</b><br>Code: PSM      |
| <input type="checkbox"/> <b>Southern Oak</b><br>Code: STH      | <input type="checkbox"/> <b>Bayleaf</b><br>Code: BYL     |
| <input type="checkbox"/> <b>Charred Oak</b><br>Code: CHO       | <input type="checkbox"/> <b>Bullet</b><br>Code: BUL      |
| <input type="checkbox"/> <b>Borders Oak</b><br>Code: BOK       | <input type="checkbox"/> <b>Char Blue</b><br>Code: CBL   |
| <input type="checkbox"/> <b>Burnished Wood</b><br>Code: BUW    | <input type="checkbox"/> <b>Dawn Grey</b><br>Code: DGY   |
| <input type="checkbox"/> <b>Fumed Oak</b><br>Code: FUM         | <input type="checkbox"/> <b>Green Slate</b><br>Code: GRS |
| <input type="checkbox"/> <b>Charred Walnut</b><br>Code: CHW    | <input type="checkbox"/> <b>Spinifex</b><br>Code: SPX    |
| <input type="checkbox"/> <b>French Oak</b><br>Code: FRO        | <input type="checkbox"/> <b>Gloss White</b><br>Code: GW  |




## Pick Your Configuration:

- Single Tier     Double Tier     Floorstanding

## Slab Top Options

- |                                                                                                                                                                                    |                                                                                                                                                                                     |
|------------------------------------------------------------------------------------------------------------------------------------------------------------------------------------|-------------------------------------------------------------------------------------------------------------------------------------------------------------------------------------|
| <input type="checkbox"/> <b>Gloss White</b><br>StoneCast<br>Code: STGW<br>Excludes 600 Sizes<br> | <input type="checkbox"/> <b>Matte White</b><br>StoneCast<br>Code: STMW<br>Excludes 600 Sizes<br> |
| <input type="checkbox"/> <b>Sierra</b><br>Acrylic Solid Surface<br>Code: SIER<br>               | <input type="checkbox"/> <b>Galaxia</b><br>Acrylic Solid Surface<br>Code: GALA<br>              |
| <input type="checkbox"/> <b>Misty</b><br>Acrylic Solid Surface<br>Code: MIST<br>               |                                                                                                                                                                                     |

## Vessel Basin Options

- |                                                                                                                                                                                            |                                                                                                                                                                         |
|--------------------------------------------------------------------------------------------------------------------------------------------------------------------------------------------|-------------------------------------------------------------------------------------------------------------------------------------------------------------------------|
| <input type="checkbox"/> <b>Quarto Round 310</b><br>Gloss White<br>Code: 7331<br>                      | <input type="checkbox"/> <b>Quarto Round 310</b><br>Matte Black<br>Code: 7331B<br> |
| <input type="checkbox"/> <b>Laurel Oval</b><br>Gloss White<br>Code: 7468<br>More colours available<br> |                                                                                                                                                                         |

## Pick Your Extrusion

- |                                                            |                                                              |                                                              |                                                           |                                                                |                                                                 |
|------------------------------------------------------------|--------------------------------------------------------------|--------------------------------------------------------------|-----------------------------------------------------------|----------------------------------------------------------------|-----------------------------------------------------------------|
| <input type="checkbox"/> <b>Brushed Nickel</b><br>STANDARD | <input type="checkbox"/> <b>Matte Black</b><br>Code: V1100MB | <input type="checkbox"/> <b>Matte White</b><br>Code: V1100MW | <input type="checkbox"/> <b>Gunmetal</b><br>Code: V1100GM | <input type="checkbox"/> <b>Brushed Brass</b><br>Code: V1100BB | <input type="checkbox"/> <b>Brushed Copper</b><br>Code: V1100CP |
|------------------------------------------------------------|--------------------------------------------------------------|--------------------------------------------------------------|-----------------------------------------------------------|----------------------------------------------------------------|-----------------------------------------------------------------|