

SPECIFICATION SHEET

Harrow Slim Luxe 900 1-Drawer Wall Hung Vanity

Newtech Code: 5252



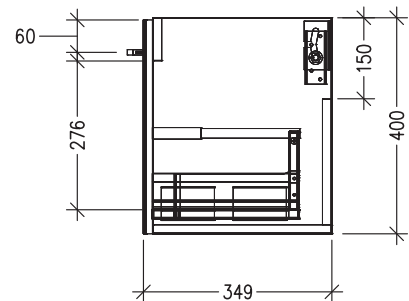
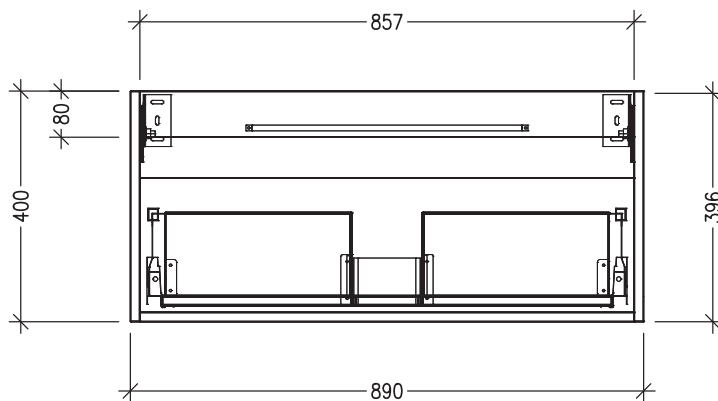
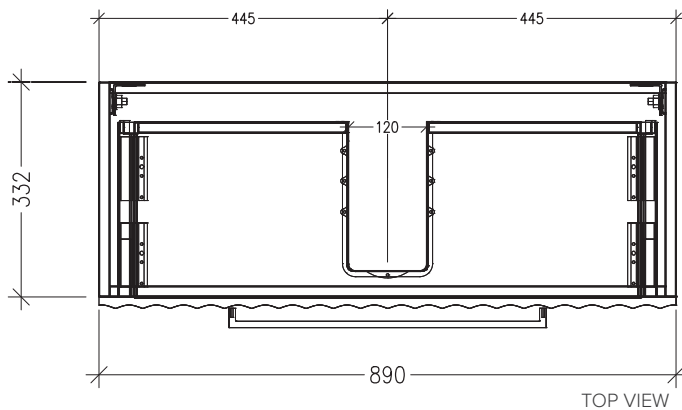
Features

- 1-Drawer Wall Hung Vanity with Slab Top
- Multiple Slab Top Options Available
- Full Extension Soft Close Drawers with Handle - *Handle upgrade options available*
- Dimensions: H420 x W900 x D350

*Note : Vessel Basin are purchased separately.
See www.newtech.co.nz for the full range of basin, colour and handle options.*

Technical Details

Note: All measurements shown are in millimetres. Sizes are nominal.



FRONT VIEW

SIDE VIEW