

SPECIFICATION SHEET

Frank Slim Plus 600mm 2 Drawer Wall Vanity




Features

- Wall Hung
- 2 Drawer
- Extrusion Rail
 - Matte White Vanities = Matte White Extrusion*
 - Charred Elm Vanities = Matte Black Extrusion*
 - Planked Urban Oak Vanities = Brushed Nickel Extrusion*
- 20mm Frank Basin with Overflow
- Dimensions: H670 x W600 x D360
- Designed & Assembled in NZ

Colour Options with Code



Matte White
2752MW



Charred Elm
2752CE

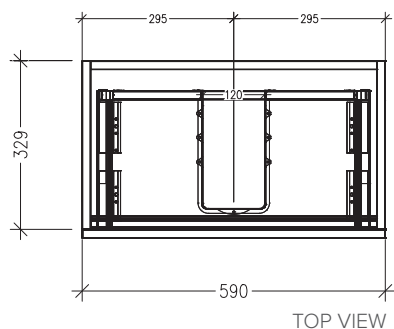


Planked Urban Oak
2752PUO

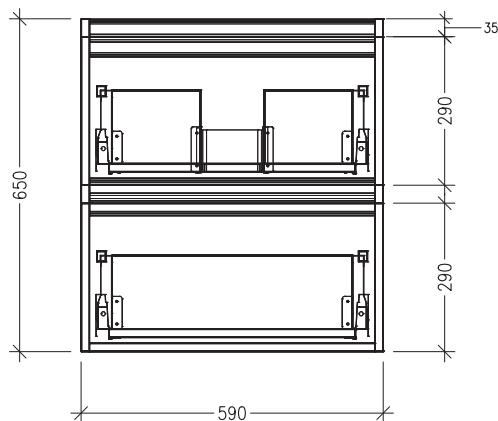


Technical Details

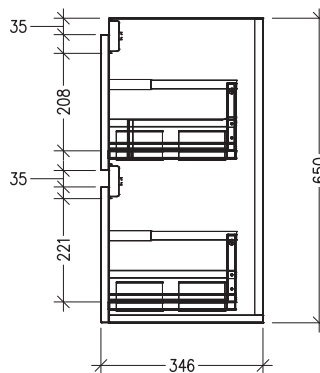
Note: All measurements shown are in millimetres. Sizes are nominal.



TOP VIEW



FRONT VIEW



SIDE VIEW

