

# SPECIFICATION SHEET

## Francisco Slim 750 1-Drawer Wall Hung Vanity

Newtech Code: 5422



### Features

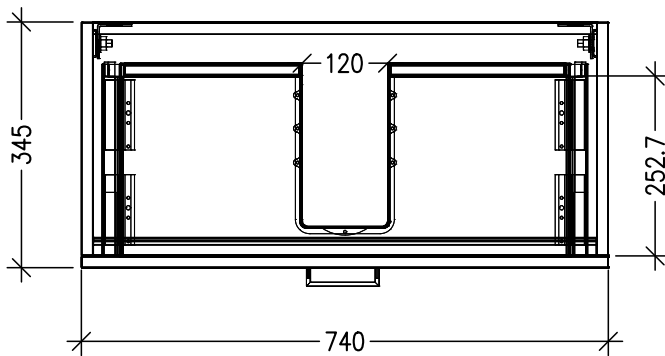
- 1-Drawer Wall Hung Vanity with Designer Drawer Front
- StoneCast 50mm Basin
- Full Extension Soft Close Drawer with Handle - *Handle upgrade options available*
- Designer Drawer Fronts are pre-installed on all vanities
- Dimensions: H420 x W750 x D350

### Technical Details

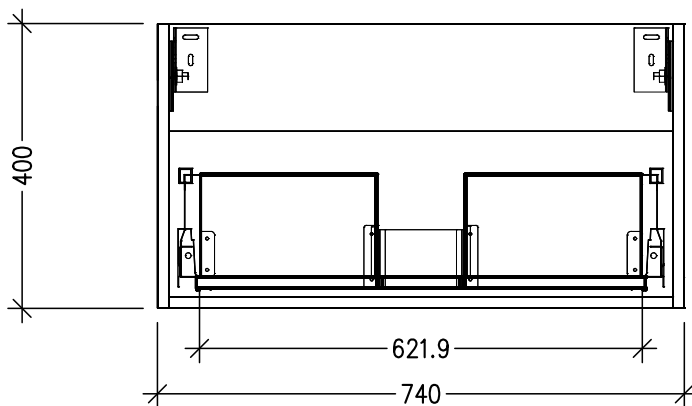
Note: All measurements shown are in millimetres. Sizes are nominal.

#### IMPORTANT

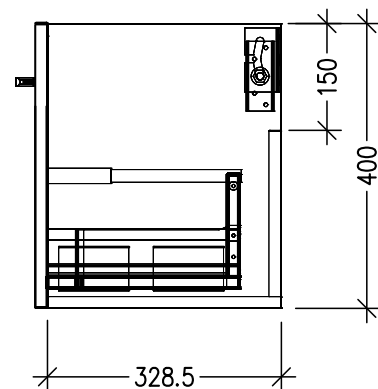
For installation, please ensure cabinet is fixed through middle division brackets into solid fixings.



TOP VIEW



FRONT VIEW

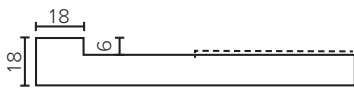



SIDE VIEW

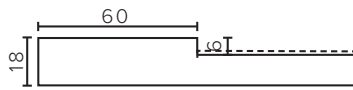

# SPECIFICATION SHEET

## Designer Drawer/Door Fronts

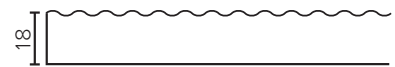
BARNSLEY  
18mm Inset Frame  
Code: BL



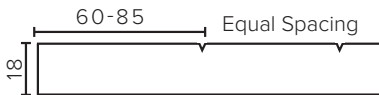
PRESTON  
60mm Inset Frame  
Code: PT



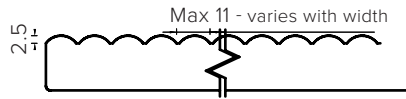

TURNBERRY  
Ripple Design  
Code: TB



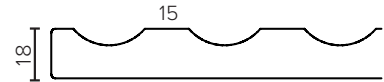

NEWPORT  
V-Groove Panels  
Code: NP



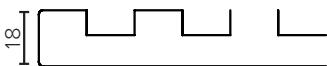

MIAMI  
Little Wave  
Code: MI



LAUREL  
Fluted Lines  
Code: LU



LINCOLN  
Fence Style  
Code: LN



ASPEN  
Scallop Wave  
Code: AP

