

SPECIFICATION SHEET

Brookfield Slim 900mm 2 Drawer Wall Vanity

Newtech Code : 4372

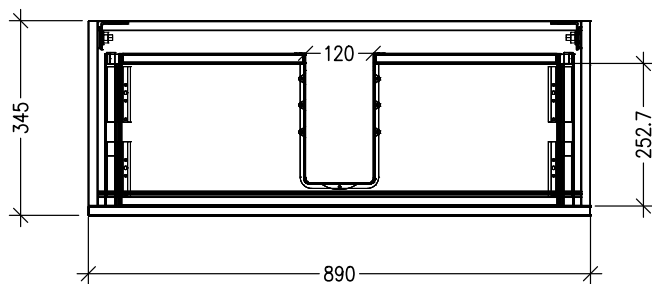


Features

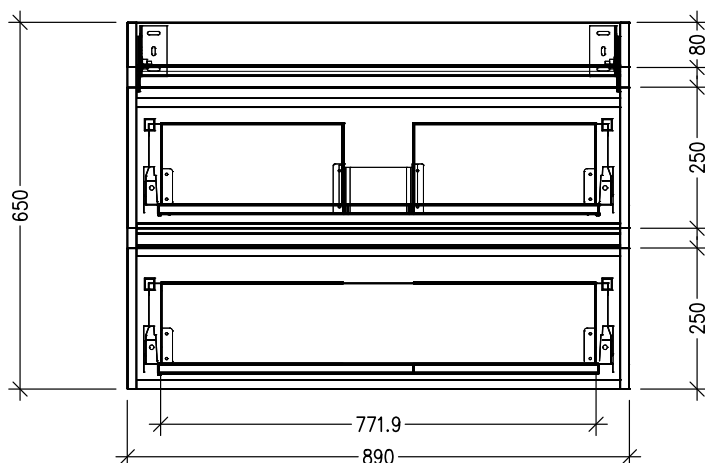
- Wall Hung
- Full Extension Soft Close Drawers
- Negative detail finger pull
- Laminate Woodgrain & Solid Colours on MR Board
- Dimensions: H700 x W900 x D350

Technical Details

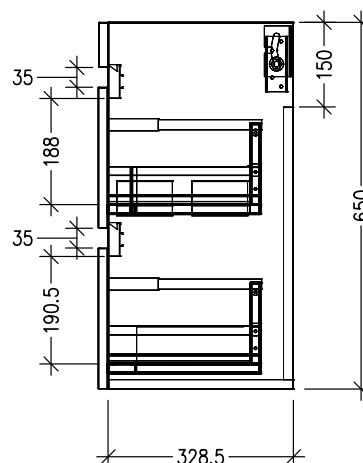
Note: All measurements shown are in millimetres. Sizes are nominal.



TOP VIEW



FRONT VIEW



SIDE VIEW

SPECIFICATION SHEET

Brookfield Slim 900mm Basin

StoneCast 900 Basin

H50 X W900 X D350

